

Fiscal Year 2022 - 4th Quarter Budget Review

SEEKONK | Massachusetts

Executive Summary

Fiscal Year 2022 Budget

- FY 2022 closed with year-end surplus
 - Expenses overall lower than budgeted
 - Revenues higher than budgeted
- Year-end transfers requested and to be completed as required by July 15th

Assessor's Office - Quarter 4 Update

- Sent out Fiscal Year 2023 Prelim Bills \$22,049,150.98 (Real Estate)
- Sent out Fiscal Year 2023 Prelim Bills \$1,889,317.74 (Personal Property)
- Continued to enter late filers for the I & E and FOL's
- FY 23 Bill file was sent to Collector's Office on June 2nd
- Statutory Exemptions Applications were mailed out on June 30th
 - ✓ 41C (Elderly), blind, hardship, Surviving Spouse, Veterans, and CPA
- Chapter Land Applications mailed out on June 23rd

Treasurer's Office - Quarter 4 Update

General Bond and Bond Anticipation Notes (BANs)

- BAN issued on May 23rd
 - ✓ High School Turf Project - \$2,700,000
 - ✓ Senior Center Phase II - \$1,477,938
 - ✓ UniBank was awarded \$2,000,000 @ 1.70%
 - ✓ Newburyport Five Cents Savings was awarded \$2,177,938 @ 1.96%

MUNIS Upgrade

- Began reviewing upgrade testing for transition in September
 - ✓ Testing : tax/receivable, general billing, utility billing, and payroll

Treasurer's Office - Quarter 4 Update

Bristol County Retirement

- Testing for submitting employee withholdings electronically

Open Enrollment – Benefits

- Held employee open enrollment during the month of May, effective July 1st
- Enrollment available for Health, Dental and Vision

Collector's Office - Quarter 4 Update

FY 22 Actual Real Estate and Personal Property Bills

- 4th quarter payments were due on May 2nd
- Demands were issued on May 24th and they were due June 7th
- 41 Subsequent Tax Title Accounts were processed on June 8th

FY 23 Actual Real Estate and Personal Property Bills

- Received bill file from Assessor in early June
- Uploaded to bill printer and online bill pay
- Bills were mailed June 30th and due Aug 1st & Nov 1st
- Collector's office began the process of sending duplicate copies to new homeowners

Tax Title - Quarter 4 Update

Real Estate Tax Title

- 42 Parcels currently in Tax Title

Installment Agreements

- 6 Active payment plans

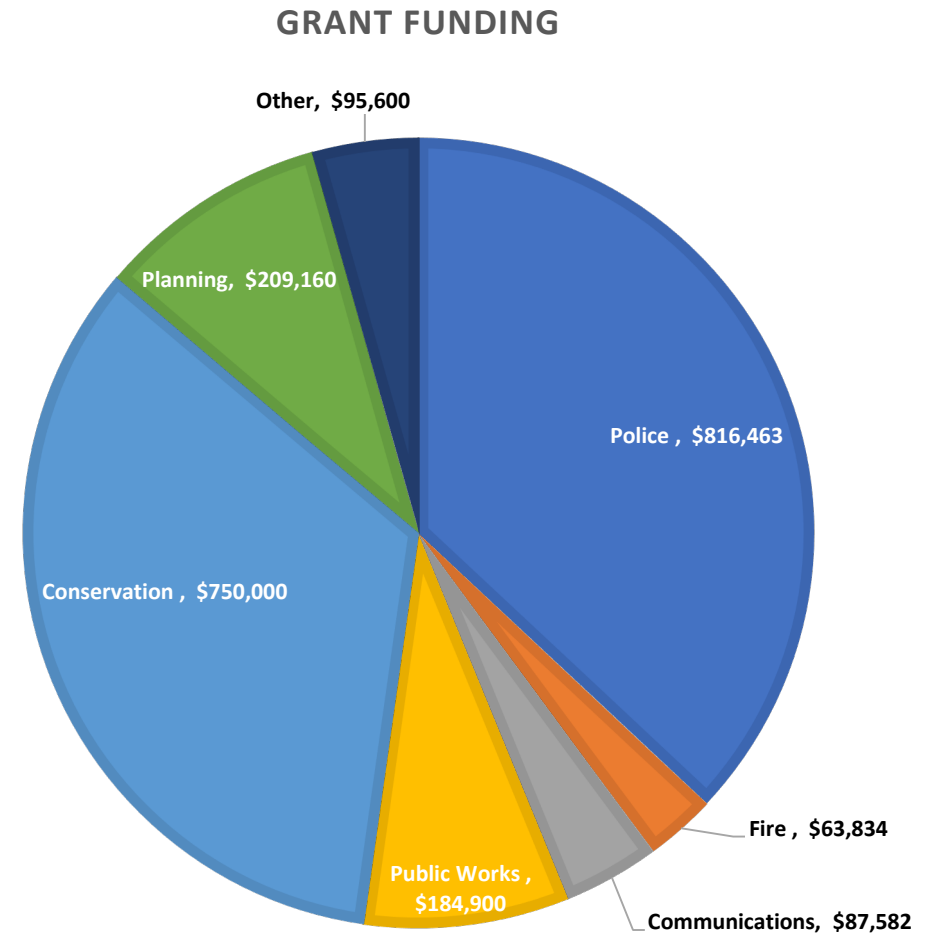
Tax Foreclosure Cases

- 30 Cases moving through Land Court

Grants- Quarter 4 Update

Grants

- 36 Grant applications
- 27 Grants awarded for a total of \$2.2m



FY 2022 Revenue Summary

Real Estate

- Commitment \$44,183,595
- YTD Receipts \$44,229,430
- Collection Rate 100.1%
- On/Above Target

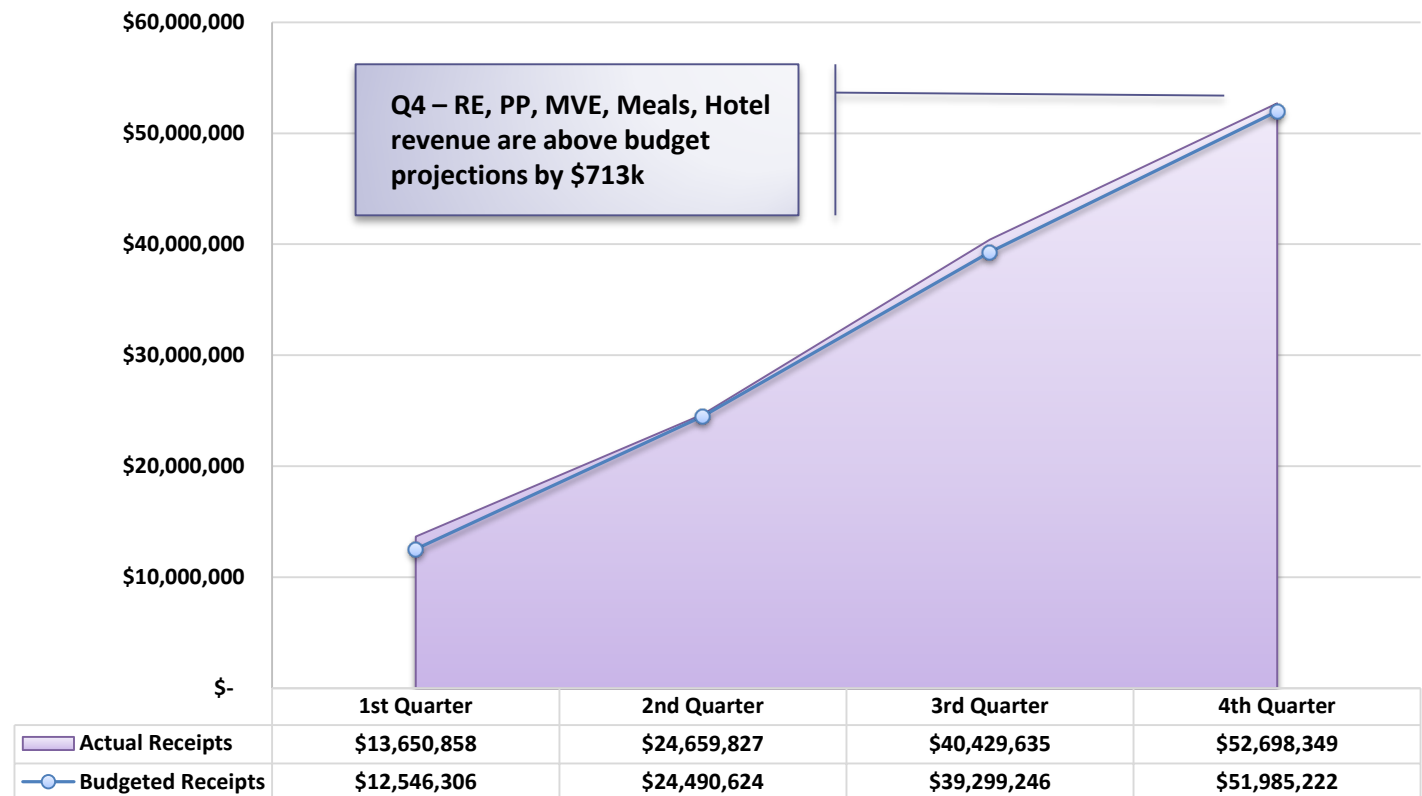
Personal Property

- Commitment \$3,808,227
- YTD Receipts \$3,758,665
- Collection Rate 98.7%
- On Target

Motor Vehicle Excise

- Commitment \$2,800,000
- YTD Receipts \$2,929,235
- Collection Rate 104.6%
- Above Target

Fiscal Year 2022 Receipts



FY 2022 Revenue Summary - Continued

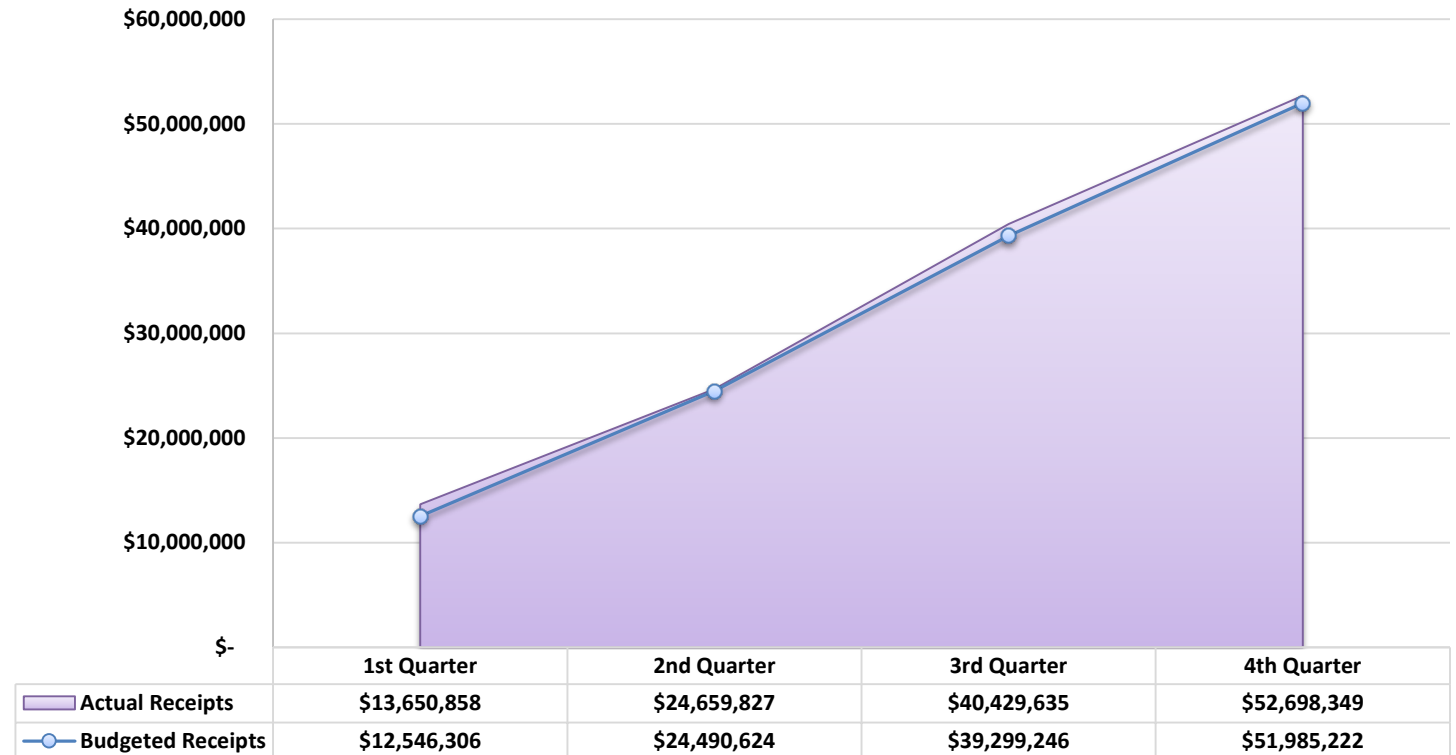
■ Meals Tax

- Commitment \$490,000
- YTD Receipts \$795,944
- Collection Rate 162.4%
- Above Target

■ Hotel Tax

- Commitment \$540,000
- YTD Receipts \$985,076
- Collection Rate 182.4%
- Above Target

Fiscal Year 2022 Receipts

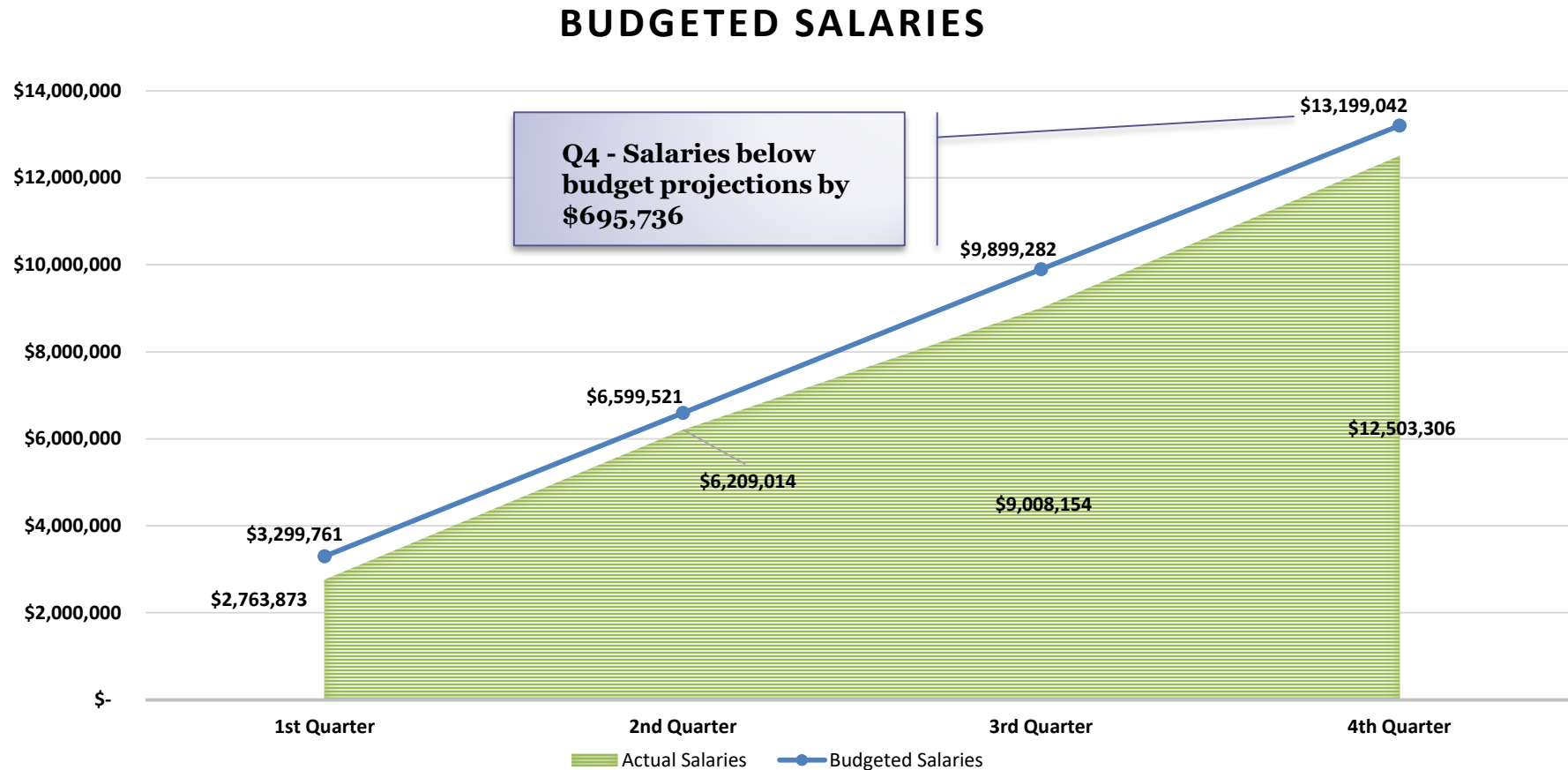


SEEKONK | Massachusetts

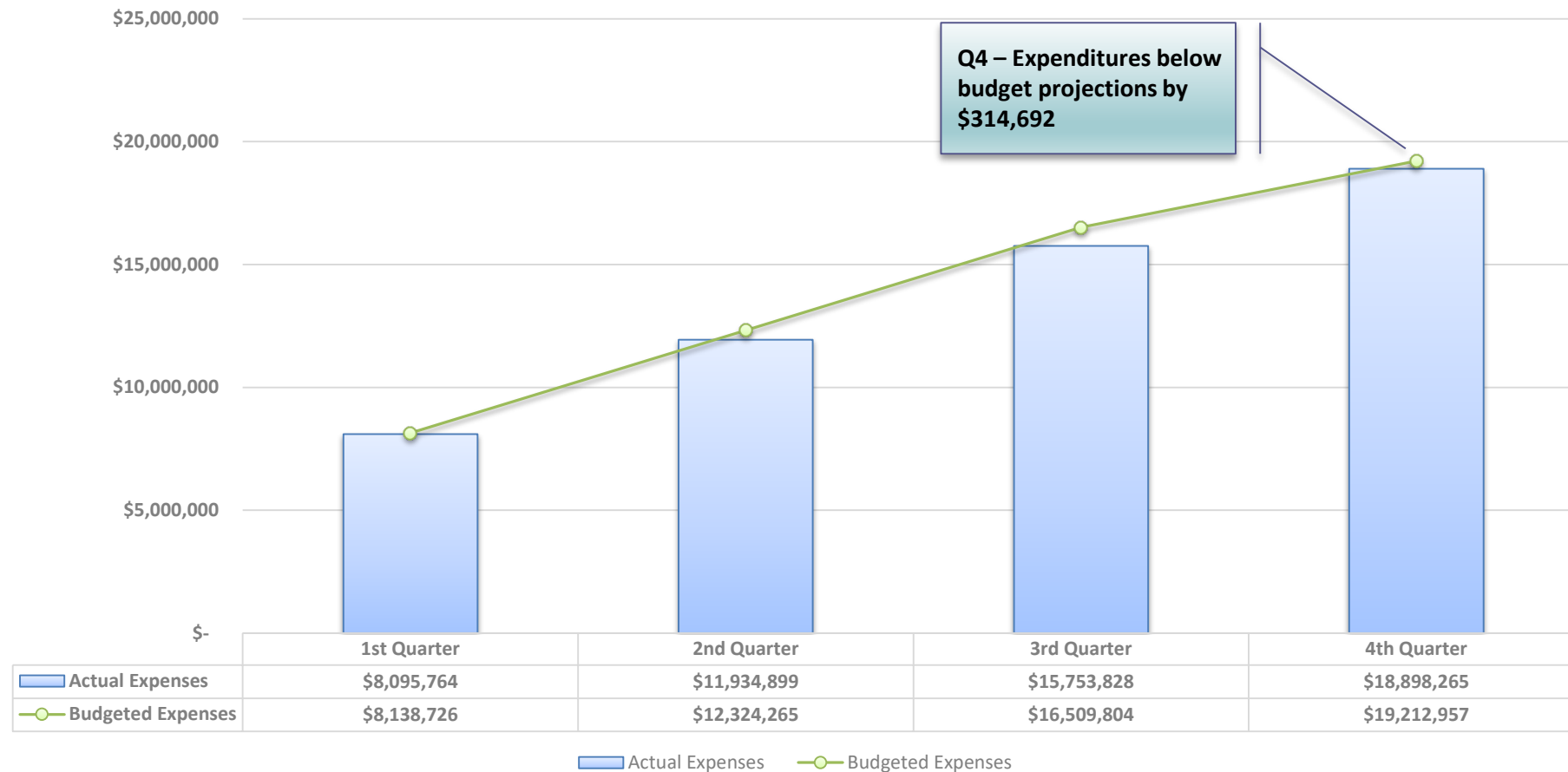
FY 2022 Budget vs Actual Expenditures

	Budgeted FY 22			4th Quarter Actuals				Available Budget		
	Salaries	Expenses	Total	Salaries	% Used	Expenses	% Used	Salaries	Expenses	Total
General Government	\$ 1,541,940	\$ 1,437,225	\$ 2,979,165	\$ 1,561,819	101.3%	\$ 1,295,083	90.1%	\$ (19,879)	\$ 142,142	\$ 122,263
General Government - Legal	\$ -	\$ 165,000	\$ 165,000	\$ -	0.0%	\$ 225,228	136.5%	\$ -	\$ (60,228)	\$ (60,228)
Public Safety	\$ 9,242,731	\$ 1,054,310	\$ 10,297,041	\$ 8,696,443	94.1%	\$ 963,526	91.4%	\$ 546,288	\$ 90,784	\$ 637,072
Education	\$ -	\$ 1,311,481	\$ 1,311,481	\$ -	0.0%	\$ 1,427,732	108.9%	\$ -	\$ (116,251)	\$ (116,251)
Highway & Streets	\$ 1,071,880	\$ 843,304	\$ 1,915,184	\$ 994,861	92.8%	\$ 773,146	91.7%	\$ 77,019	\$ 70,157	\$ 147,177
Other Environmental	\$ 65,649	\$ 38,930	\$ 104,579	\$ 65,649	100.0%	\$ 36,719	94.3%	\$ 0	\$ 2,211	\$ 2,211
Human Services	\$ 445,780	\$ 212,599	\$ 658,379	\$ 423,784	95.1%	\$ 99,482	46.8%	\$ 21,996	\$ 113,117	\$ 135,113
Culture and Recreation	\$ 831,062	\$ 368,078	\$ 1,199,140	\$ 760,750	91.5%	\$ 337,875	91.8%	\$ 70,312	\$ 30,203	\$ 100,515
Debt and Interest	\$ -	\$ 2,263,445	\$ 2,263,445	\$ -	0.0%	\$ 2,189,892	96.8%	\$ -	\$ 73,553	\$ 73,553
Other Fixed Costs	\$ -	\$ 11,518,586	\$ 11,518,586	\$ -	0.0%	\$ 11,549,583	100.3%	\$ -	\$ (30,997)	\$ (30,997)
Total Departmental Budget	\$ 13,199,042	\$ 19,212,957	\$ 32,411,999	\$ 12,503,306	94.7%	\$ 18,898,265	98.4%	\$ 695,736	\$ 314,692	\$ 1,010,429

Budgeted Salaries - Quarter 4



Budgeted Expenses - Quarter 4



Questions

SEEKONK | Massachusetts